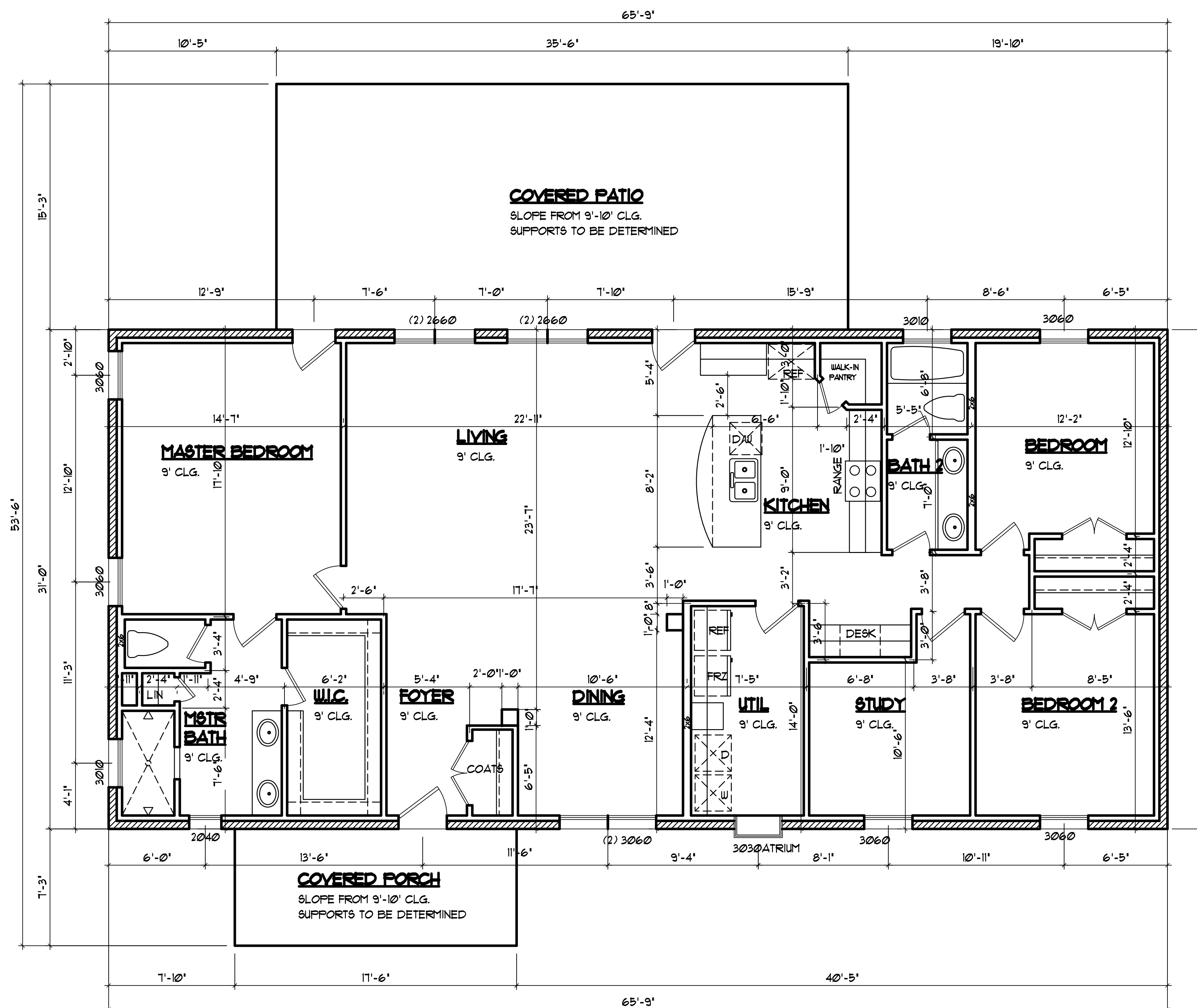
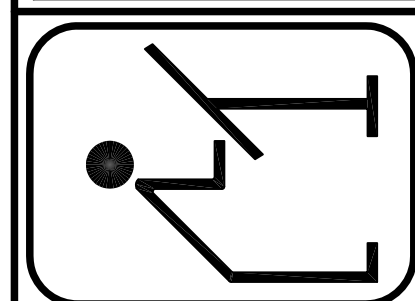


These Plans are the property of "THE PLAN FACTORY" and are not to be reproduced, stored, or reused, without the written consent of "THE PLAN FACTORY". It shall be the responsibility of the builder/owner to verify all building restrictions, Building Codes & Dimensions prior to any construction.



FLOOR PLAN
SCALE: 1/4"=1'-0"

THE PLAN FACTORY
3711 W. GREEN OAKS BLVD. - SUITE C - ARLINGTON, TX 76016
METRO (817) 654-9012



DESCRIPTION

SQUARE FOOTAGE:	
LOWER:	2038
UPPER:	0
TOTAL LIV:	2038
FORCH:	119
PATIO:	525
GARAGE:	0
TOTAL AUR:	2682

Drawn LJ
Job 3828
Date 7-20-11

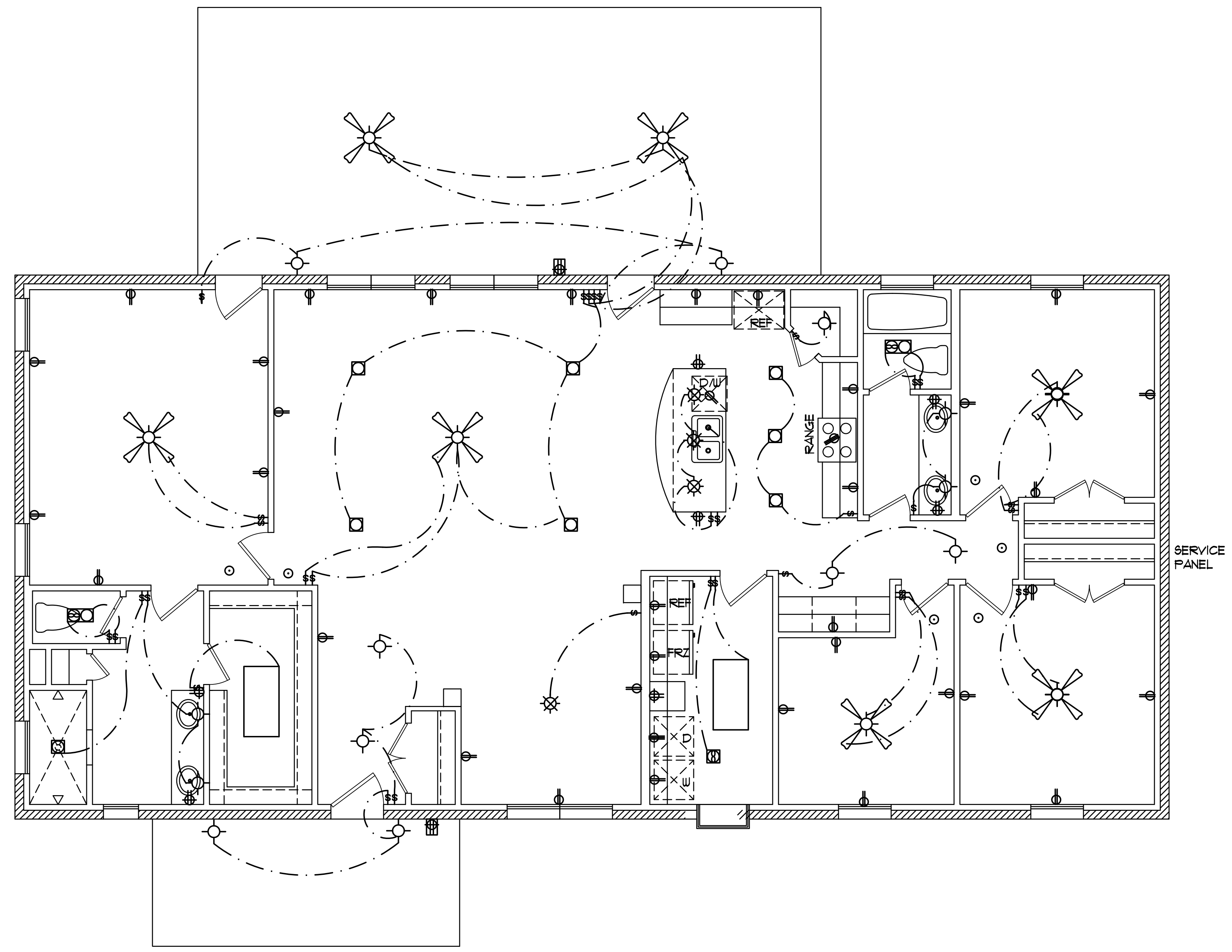
PLAN NO.

5NG07112038










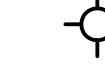



















PG. 1 OF 2

NOTE: IT IS THE SOLE RESPONSIBILITY OF THE BUILDER TO VERIFY ALL ASPECTS OF THIS PLAN AND TO ENSURE THAT THIS PLAN MEETS ALL GOVERNING CODES & REQUIREMENTS.

These Plans are the property of "THE PLAN FACTORY" and are not to be reproduced, stored in a retrieval system, or used in any way without the express written permission of "THE PLAN FACTORY". It shall be the responsibility of the builder/owner to verify all Dead Restrictions, Building Codes & Dimensions prior to any construction.



ELECTRICAL LEGEND

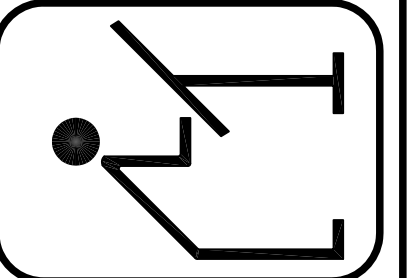
-  CEILING FAN WITH LIGHT KIT
VERIFY WITH OWNER
-  EXHAUST FAN AND LIGHT COMBINATION
-  EXHAUST FAN
-  1'X4' FLUORESCENT FIXTURE SURFACE MOUNT
VERIFY WITH OWNER
-  2'X4' FLUORESCENT FIXTURE SURFACE MOUNT
VERIFY WITH OWNER
-  RECESSED LIGHT FIXTURE
-  RECESSED WALL-WASH FIXTURE INCANDESCENT FIXTURE
VERIFY WITH OWNER
-  SCONCE LIGHT
-  HANGING LIGHT
-  LIGHT FIXTURE
-  LIGHT STRIP
-  TRACK LIGHTING
-  UNDER UPPER CABINET STRIP LIGHTING
-  UPLIGHT
-  DOUBLE-HEAD FLOOD FIXTURE
-  110 v WATERPROOF 20 AMP GFI. OUTLET
-  110 v GROUND FAULT INTERRUPTER OUTLET
-  220 v. OUTLET
VERIFY HEIGHTS
-  110 v FLOOR OUTLET
SEE OWNER /LOC.
-  EYE PLUG
-  110 v AT CEILING
-  110 v. OUTLET
VERIFY HEIGHTS
-  SWITCH
-  THERMOSTAT
-  SMOKE DETECTOR AC/DC
-  CARBON MONOXIDE DETECTOR AC/DC
-  CHIMES
-  TELEVISION
-  TELEPHONE

ELECTRICAL PLAN
SCALE: 1/4"=1'-0"

NOTE: ELECTRICAL LAYOUT IS PROVIDED ONLY AS A GUIDELINE FOR BASIC FEATURES. IT IS THE SOLE RESPONSIBILITY OF THE BUILDER TO COMPLY WITH ALL GOVERNING AUTHORITIES.

NOTE: IT IS THE SOLE RESPONSIBILITY OF THE BUILDER TO VERIFY ALL ASPECTS OF THIS PLAN AND TO ENSURE THAT THIS PLAN MEETS ALL GOVERNING CODES & REQUIREMENTS.

THE PLAN FACTORY
3711 W. GREEN OAKS BLVD. - SUITE C - ARLINGTON, TX 76016
METRO (817) 654-9012



DESCRIPTION	
SQUARE FOOTAGE:	
LOWER:	2038
UPPER:	0
TOTAL LIV:	2038
FORCH:	119
PATIO:	525
GARAGE:	0
TOTAL AUR:	2682

Drawn LJ
Job 3828
Date 7-20-11

PLAN NO.

5NG07112038

PG. 2 OF 2